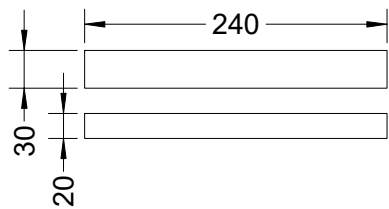


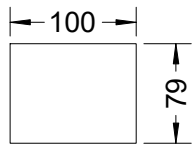
Note: this can be made in a Right or Left hand version

## DOOR

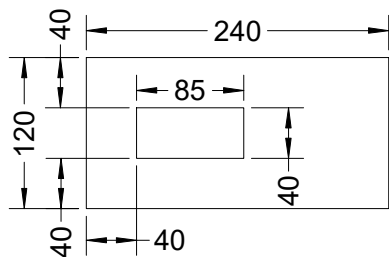
Dwg. KG4.4.12.01



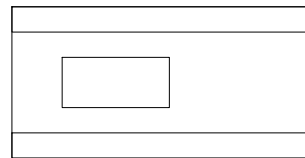
Air controller guides  
2 of each size



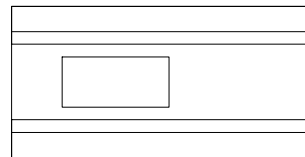
Air controller sliding door



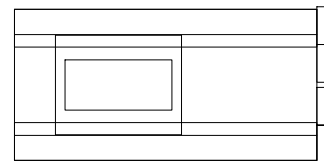
Door Panel



Add the 20mm strips at the top and bottom of the door panel to act as spacers for the slider

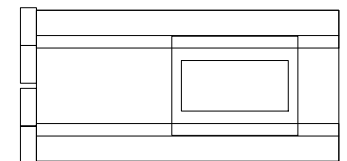


Place the 30mm strips on top



Put in the air controller  
Add a 'stop' on each side  
Add two bullet hinges

Right Hinge Version



Left Hinge Version

Model KG4 B  
Version 1.2  
13 Dec 2017

C Pemberton-Pigott